

Hot Tub and Swim Spa

Collection 2026



Jacuzzi®

Každým rokem Jacuzzi® posouvá
hranice toho, co vířivka může být.



Nic jiného vás tak neuklidní jako Jacuzzi®.

Nic jiného vám nedodá tolik energie jako Jacuzzi®.

Neexistuje nic stejně příjemného.



HYDROTHERAPIE



Za každým proudem, světlem a křivkou stojí určitý záměr. Každý detail je pečlivě navržen a zpracován.

Pro uvolnění stresu. Pro urychlení regenerace.

Pro lepší spánek a omlazení.

Vše začíná v momentě, kdy vstoupíte do vířivky.



70 let průlomových objevů...

Díky desítkám let zkušeností v oblasti vědy o pohybu vody nás náš průkopnický duch dovedl k mnoha významným úspěchům, jako jsou přesně umístěné trysky, ergonomická sedátka a intuitivní ovládání.






...prožijte každý okamžik rozkoše

Naše odhodlání k wellness je hnací silou každého průlomu. Vytváříme wellness zážitky, které daleko přesahují relaxaci a podporují vaše celkové zdraví a vitalitu, včetně našeho exkluzivního systému True Water® a technologie infra červeného a červeného světla.

From inventing at-home hydrotherapy...

The Jacuzzi® story began with a family of inventors whose pioneering patents took off in aviation and agriculture. In the 1940s, Ken Jacuzzi, age 2, was diagnosed with rheumatoid arthritis. Ken's father invented the world's first at-home pump providing pain-relieving hydrotherapy, composed of heat, buoyancy, and optimal massage.



1900



IR and Red Light technology: the new frontier in wellness Jacuzzi®

Our exclusive Infrared and Red Light technology works in harmony with hydrotherapy to soothe and rejuvenate beneath the surface and improve health and well-being.



Check out all the benefits
of IR and Red Light technology.

Rejuvenation meets relaxation

The rejuvenating powers of Infrared and Red Light technology work together deep beneath the skin's surface to relieve pain, improve range of motion, and help you reach a state of mindfulness.

Backed by research

Substantial evidence supports the efficacy of IR and Red Light technology to relieve pain.¹ To ensure safety, it's been tested by certified third-party Intertek® test laboratories.²

Relief where it's needed most

Low back pain is the leading cause of disability worldwide,³ so we strategically placed our IR and Red Light technology where it can target deep tissue within the lumbar region of the lower back.


¹ Source: 2008 Cochrane Review

² The IR and Red Light device met the IEC 62471 Photobiological Safety Standard

³ Source: World Health Organization

Visit <https://www.who.int/news-room/fact-sheets/detail/musculoskeletal-conditions>

● Infrared + Red Light



Skin Level



Red Light (660nm)

Specialized deep red light reaches surface tissue and cells



Near Infrared (850nm)

Light delivered at wavelengths that promote cell regeneration and repair

The next generation of water care

So fresh. So clean.¹ And 99.9% chlorine-free. Our revolutionary **True Water®** system makes spa water fresh and clear without all the harsh chemicals. You'll see, feel, and smell the difference.



Learn how True Water®
is revolutionizing water care.

The most beautiful water

True Water® brings the revolutionary power of nanobubble technology to home spas. There are no traditional cleaners like bromine or salt. Instead, True Water® uses oxygen-filled nanobubbles to continuously cleanse and purify the water. For water so clear, it sparkles. So soft, it caresses and comforts you. So inviting, you'll fall in love with water again and again.

Truly easy to care for

Most spas require daily upkeep but with True Water®, you only need to spend about 15 minutes per month caring for your water. You'll spend far less time and money maintaining your Hot Tub and more time relaxing in it.

Proven effective

True Water® is effective at reducing contaminants², and we have the data to prove it. As the nanobubbles oxygenate the water, they deep-clean every part of your Spa. Lab results³ show that True Water® has reduced 99.9% of bacteria and viruses⁴ without using chlorine or bromine. Effective and beautiful.

Next-level wellness

With True Water®, trillions of oxygen-filled nanobubbles will continuously scrub away contaminants to deliver clear, sparkling water that's 99.9% chlorine-free.

¹ Clean is defined as the removal of microscopic debris (down to 3-micron level, varies by model) from the water.

² Contaminants include dirt and grit. An independent laboratory found True Water® to be 2.5x more effective than regular water at scrubbing Hot Tub surfaces.

³ Antimicrobial efficacy testing was demonstrated using a simulated spa design for an in-use laboratory study based on guidance from the Standard Methods for the Examination of Water and Wastewater, 24th Ed., which are referenced in US EPA Guideline 810.2600.

⁴ Simulated in-use laboratory study tested against *Escherichia coli*, *Enterococcus faecium*, *Listeria pneumophila*, *Pseudomonas aeruginosa*, and coliphage (viral surrogate) demonstrated a 99.9% reduction in bacteria and viruses in as little as 2 hours.

High tech meets high touch

We believe cutting-edge technology should be intuitive and personalized. Our exclusive SmartTub® system is like a remote control and command center that lets you monitor, operate, and protect your Jacuzzi® Hot Tub.



Use voice commands with your smart device to set temperature, adjust jets, and more hands-free.



Learn more about SmartTub®, including enhanced 24/7 monitoring.

Control

You can adjust temperature, jets, and lights, and lock down your Hot Tub to prevent usage while you're away. Set up your own automated schedule, receive alerts, and check your Hot Tub status, whether you're at home or on the go.

Convenience

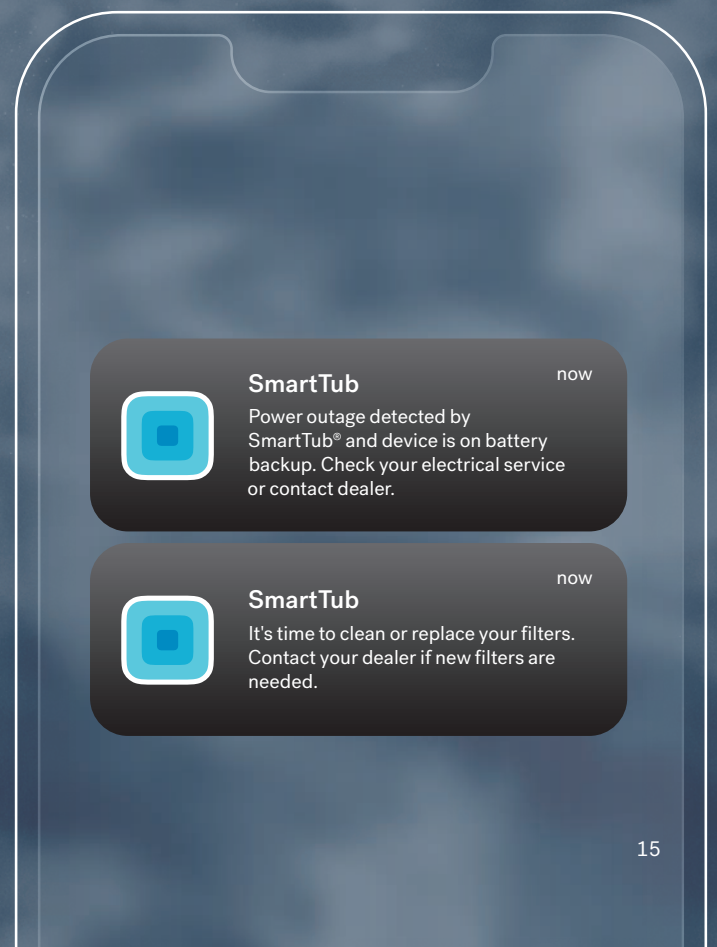
With SmartTub®, you can monitor and control your spa and track energy usage from anywhere in the world. Plus, SmartTub® performs daily diagnostic checks to ensure peak performance.

Energy efficiency

Smart Heat Mode optimizes savings by using your spa in the most energy-efficient way possible. It can reduce standby power by up to 25% and has a Vacation Mode that minimizes water heating while you're away.

Peace of mind

SmartTub® sends automatic alerts and maintenance reminders if your spa needs attention and can detect power outages to protect against freezing or overheating. If any issue arises, SmartTub® alerts your Jacuzzi® dealer, who can get in touch with you. No other system offers this level of high-touch service.



ONLY FR

Just



OM

Om



THE EXPERI



ENCE


Designed to fit you

By studying human dimensions, we design Hot Tubs based on the average proportions of 90% of the population, ensuring your Hot Tub conforms to you. Our seats are sculpted with an ergonomic focus to cradle the contours of the body.

Specialized Jacuzzi® PowerPro® Jets – recessed for your complete comfort – are thoughtfully positioned to effectively target key muscles.

Heavy duty, light touch

Aqualibrium® is the perfect balance of air and water. Jacuzzi® jets are developed with an emphasis on a 360-degree air induction to provide a unique high-volume, low-pressure massage. It has the power to bring deeper, more intense massage in a gentle way.

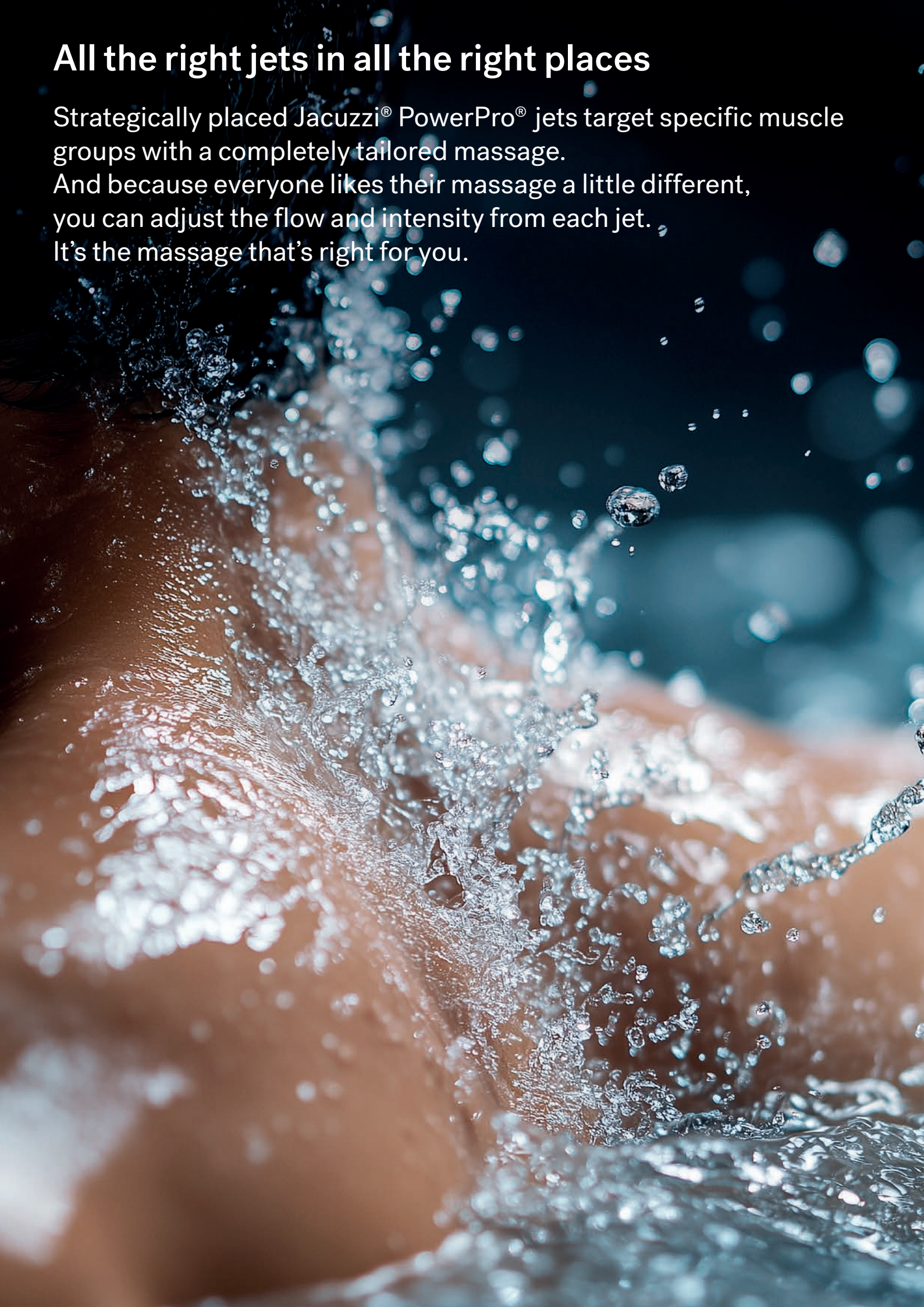


All the right jets in all the right places

Strategically placed Jacuzzi® PowerPro® jets target specific muscle groups with a completely tailored massage.

And because everyone likes their massage a little different, you can adjust the flow and intensity from each jet.

It's the massage that's right for you.





NX
Target zone: Neck

Channel pressure to the sensitive neck area with a highly focused stream that relieves tension and strain. Move the nozzle to personalize massage direction.



FX
Target zone: Shoulders, back, and feet

Exclusive spiral design focuses on smaller muscle groups with an energetic impact, stimulating pressure points on the shoulders, back, and feet.



VX
Target zone: Legs, feet, and wrists

By pulling in a large volume of air and pushing out a wide plume of water, it generates a gentle, yet powerful massage to unlock tight, overworked muscles.



MX
Target zone: Full Back

The original performance therapy jet. The MX includes a completely adjustable nozzle with a 60° range for bold, high-volume massage action right where you need it.



RX
Target zone: Middle and upper back

The powerful kneading motion provides a full-coverage massage to relieve muscle tension, primarily in your middle and upper back.



FX-R
Target zone: Shoulders, back, and feet

This high-speed rotating jet combines broad coverage with penetrating power, reaching deep-tissue layers in the center of the lower back.



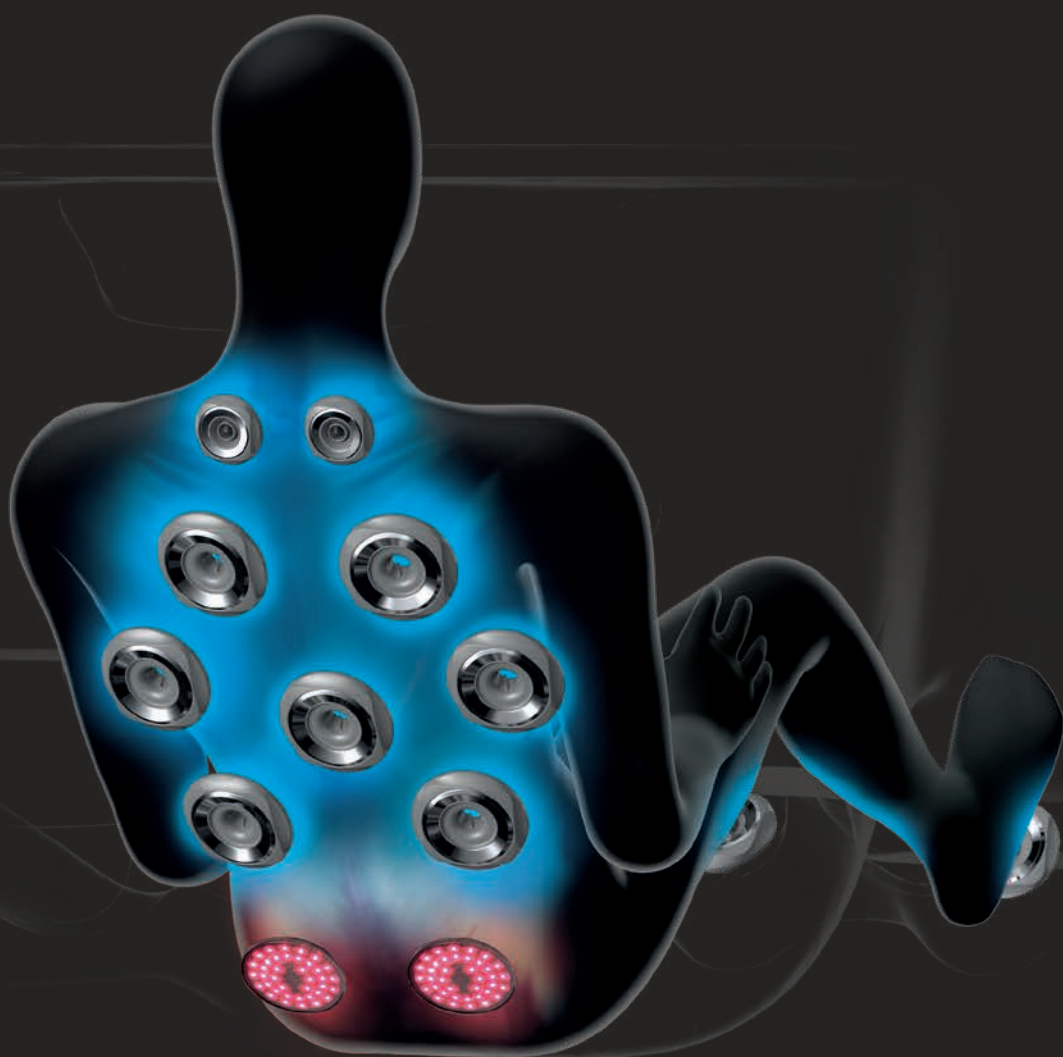
BX
Target zone: Legs and wrists

Its patented design, developed to reinvigorate leg muscles, produces a soothing massage with our highest air-to-water ratio for a bubbly effect.

Usadte se, prosim

Desitky let zkusenosti jsou zakladem designu vrvivek Jacuzzi®, které poskytují individuální pohodlí. Sedátka ve všech vrvivkách Jacuzzi® umožňují hydromasáž celého těla a zároveň vyvažují proud vody do každého sedátka pro nejlepší zážitek.

Sedátka jsou doplněna tryskami na lýtkách a v oblasti chodidel, které uleví od únavy celého dne.



A

FX-IR technology lounge

Neck, shoulders, back, legs, and foot relief

The world's first IR lounge builds on the world's first IR seat with a full-body experience. Along with the full back and neck hydromassage, FX jets relieve stress and strain along the legs and feet as IR and Red Light technology target deep tissue in the lower back. Whole body comfort. Whole body wellness.

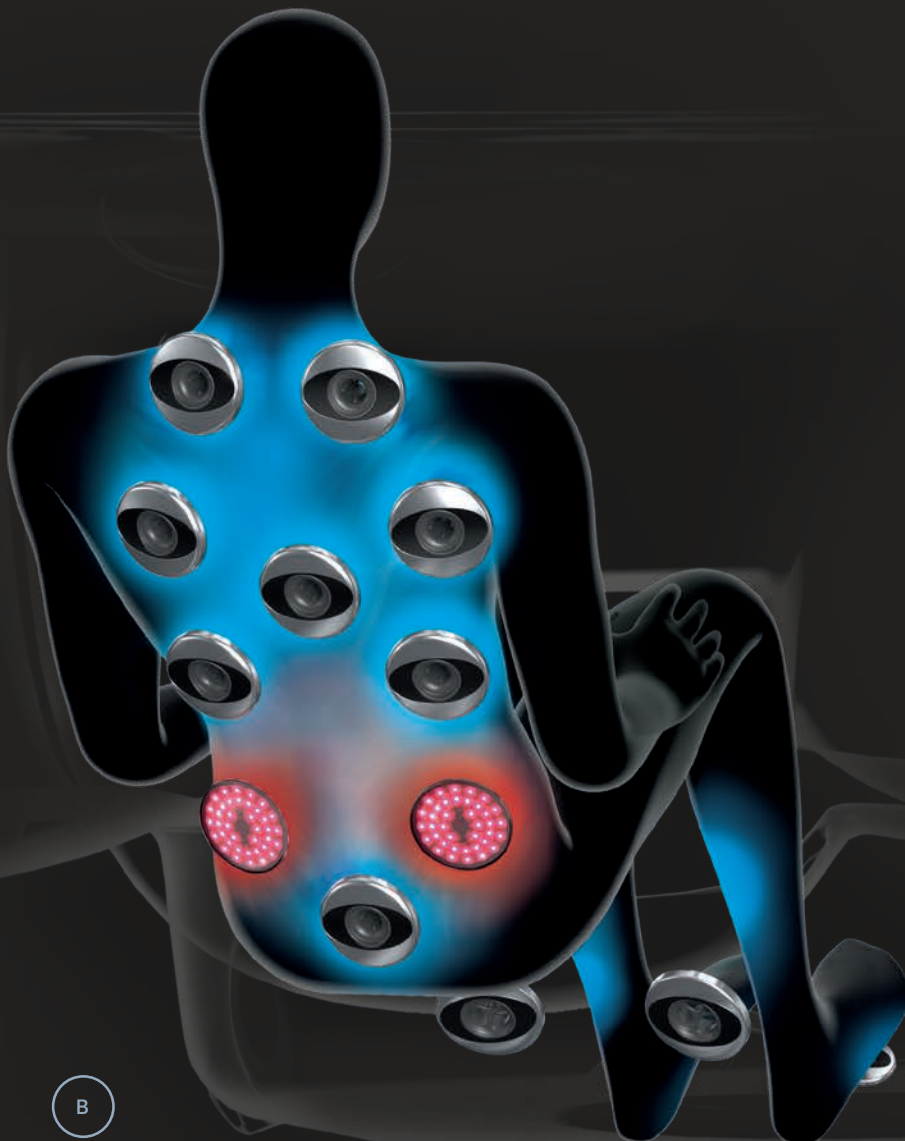
B

FX Therapy Seat

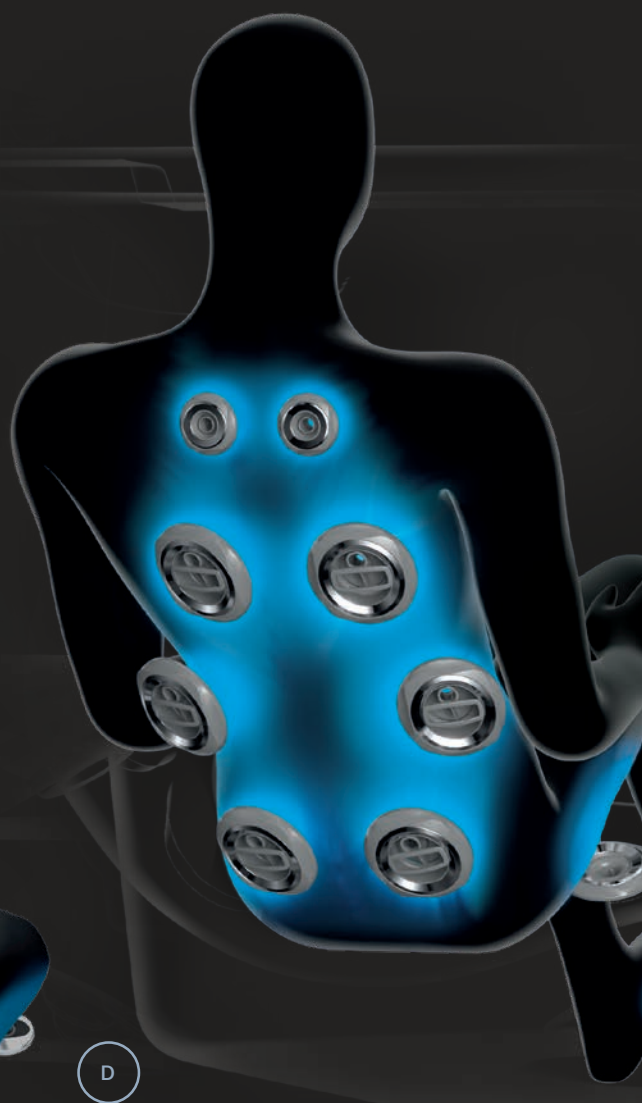
Full Coverage Neck, Shoulder and Back Relief

A collection of 10 to 12 FX Jets deliver a stimulating, spiral-action deep tissue massage to relieve aches from the neck and shoulders through the entire back. Pressure is adjustable for a personalized massage. The J-300™ models feature the Hydrosoothe™ neck-massaging headrest.

B



Hladké povrchy a jemné tvary umožňují snadný pohyb a pohodlné užívání všech sezení. Každá vířivka Jacuzzi® je odborně navržena tak, aby pečovala o vaše blaho až do morku kostí.



C

MX Therapy Seat

The Original in Low-Back Relief

Ease into this deeply contoured seat to release tension in the lower back with a high-volume, low-pressure massage. Maximized air output delivers a soothing deep tissue massage. Paired with neck jets for a fully relaxing experience.

D

RX Therapy Seat

Comforting Back and Shoulder Relief

A ring of spinning RX Jets targets key back and shoulder muscles, drawing on the highest performance hydromassage from the Jacuzzi® Brand to soothe stiff muscles and release tension. Neck jets complement the massage for extra relief.

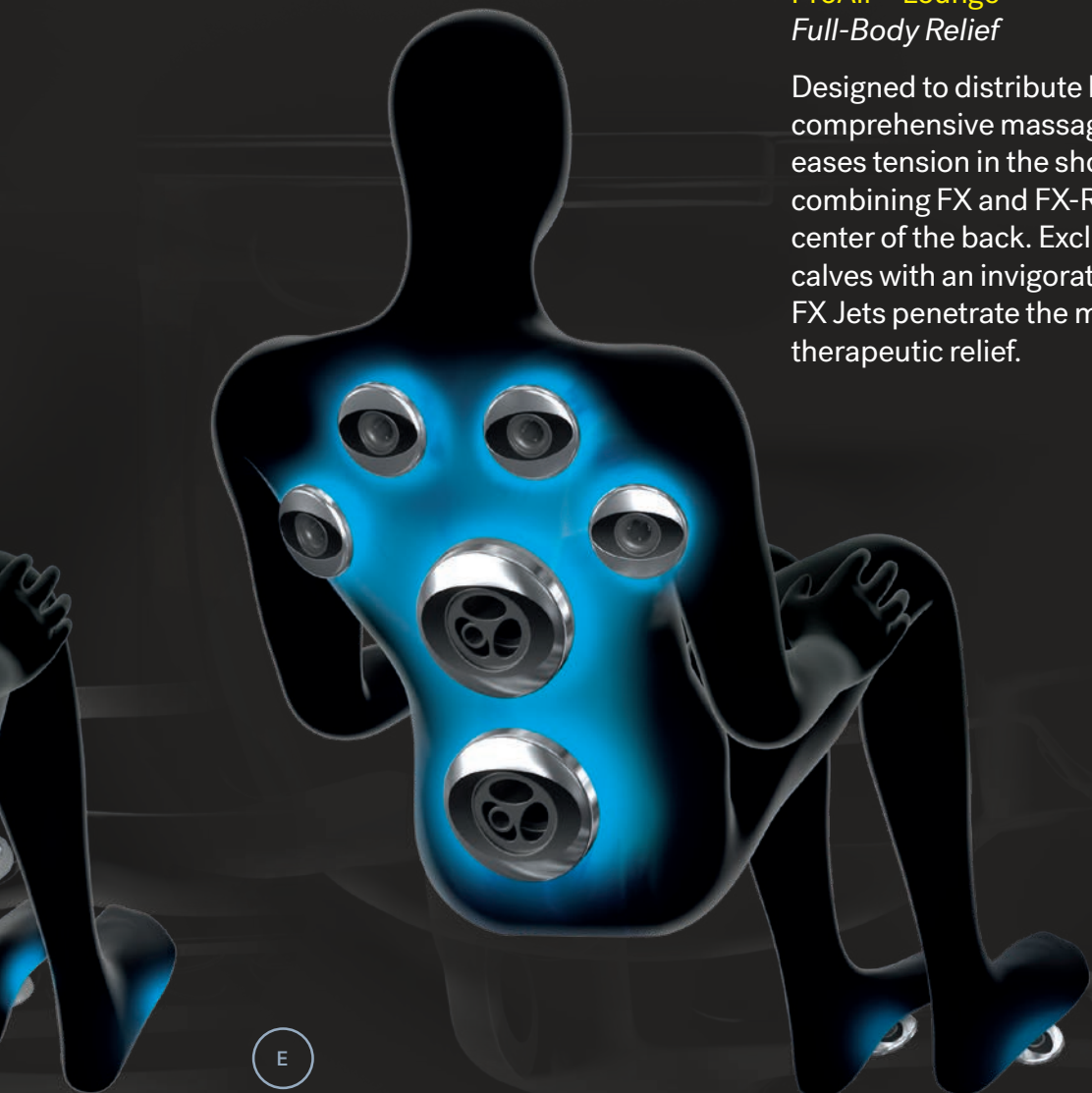
E

ProAir™ Lounge

Full-Body Relief


Designed to distribute body weight evenly for a comprehensive massage. The ProAir™ Lounge eases tension in the shoulders and back by combining FX and FX-R rotational jets along the center of the back. Exclusive BX Jets target the calves with an invigorating, bubbly massage and FX Jets penetrate the muscles of the feet with therapeutic relief.

E



Holistický přístup k péči o vodu

Každá vírivka Jacuzzi® je vybavena technologií filtrace a úpravy vody, která zajišťuje výjimečnou čisticí sílu** a snižuje potřebu chemických dezinfekčních prostředků.



Stages 1 & 2

The surface skimmer and the ProCatch™ bag work together to clean the surface of the water by trapping large debris, and are easy to clean for easy routine care of your Spa.

Stages 3

The ProClear® filter further cleans the water from large surface debris, such as leaves and insects, even when the hydromassage jets are not in use.

Stages 4

The special ProClarity® dual-stage filter captures even the smallest particles, helping to ensure clean, bubbly water.

Stages 5

The Jacuzzi® ProStream™ circulation pump, moving a large volume of water, ensures constant recirculation, optimal filtration and clean water inside the Spa, thus minimizing the maintenance required.

5-Stage filtration process*

Cleaner** water means fewer water changes and less effort for you.

Clean** water, less effort

Harness the power of active oxygen for a hands-free approach to water care. CLEARRAY Active Oxygen® System works harder to clean the water longer. A UV-C bulb is directed toward the water, which then creates active oxygen molecules that break down and neutralize contaminants. They clean more, so you clean less.

Všechny modely Jacuzzi® využívají speciální úpravu vody a vícestupňovou filtraci, aby byla zajištěna dezinfekce vody ve vaší vířivce a plaveckém bazénu**.

* Fáze filtrace se liší podle série.

** Čistota je definována jako odstranění mikroskopických nečistot z vody (až do velikosti 3 mikronů, liší se podle modelu).

Úžasná voda, která je z 99,9 % bez chlóru

True Water® přenáší sílu technologie nanobublin do domácích lázní – stejné technologie, jaká se používá v pokročilé akvakultuře a moderních systémech čištění vody.

Inspirována nanobublinkami, které se vyskytují v přírodě, například v rozbíjejících se vlnách a vodopádech, technologie True Water® využívá biliony nanobublinek naplněných kyslíkem – 5 000krát menších než zrnko písku – k nepřetržitému čištění¹ vnitřní části vaší vířivky. Odstraňují a redukují nečistoty², aby vám poskytly čistou, jiskřivou vodu, která je z 99,9 % bez chlóru. Rozdíl uvidíte, pocítíte a ucítíte.

True Water® účinně redukuje nečistoty³ a disponujeme údaji, které to dokazují. Laboratorní výsledky⁴ ukazují, že bez použití chlóru nebo bromu redukuje 99,9 % bakterií a virů⁵.

¹ Čistota je definována jako odstranění mikroskopických nečistot z vody (až do velikosti 3 mikronů, liší se podle modelu).


² Mezi nečistoty patří špína a písek.

³ Mezi znečišťující látky patří špína a písek. Nezávislá laboratoř zjistila, že True Water® je při čištění povrchů vířivek 2,5krát účinnější než běžná voda.


⁴ Testování antimikrobiální účinnosti bylo provedeno pomocí simulovaného designu vířivky pro laboratorní studii za použití na základě pokynů ze Standardních metod pro zkoušení vody a odpadních vod, 24. vydání, na které odkazuje směrnice US EPA 810.2600.

⁵ Simulovaná laboratorní studie za podmínek běžného používání testovaná na Escherichia coli, Enterococcus faecium, Listeria pneumophila, Pseudomonas aeruginosa a kolifágy (virové náhražky) prokázala 99,9% redukci bakterií a virů za pouhé 2 hodiny.

1. Nanobubliny obklopují nečistoty



2. Nanobubliny rozkládají kontaminující látky



3. Nanobubliny redukuje 99,9 % bakterií a virů bez použití chloru nebo bromu.



Harmonie je v detailech

Navrhujeme vířivky, které fungují po dlouhá léta s minimální údržbou. Jsou odolné, spolehlivé a navržené s ohledem na vaše potřeby, od vybraných materiálů až po výkon, který očekáváte.



A

ProLast™ Cover

Lock heat in with our durable UV-stable, woven polyester outer fabric and EPS foam core. Our ProLast™ cover protects your Hot Tub for years to come. It creates a vacuum seal around the sculpted shell to retain heat and maintain water temperature longer for lower operating costs.

B

Vodopád

Vyvýšený, samostatný vodopád, který umocňuje atmosféru uklidňujícím šumem.

C

ProFusion™ Shell

Highest quality acrylic, a bonded vapor barrier and a resin composite are layered together for ultimate durability, creating an inseparable bond that stands up to heat and cold

D

Vysoce výkonná energeticky úsporná izolace

Naše izolace zcela obklopuje skořepinu a vyplňuje opláštění. To snižuje provozní náklady, zajišťuje tišší provoz a je spolehlivá i v nejchladnějších klimatických podmínkách.

E

Snadno odnímatelné panely bez použití náradí

Odolné, bezúdržbové panely odolávají teplu i chladu a déle si zachovávají svůj krásný vzhled.

F

Sada bezdrátových čidel SmartTub®

Zahrnuje čidlo termokrytu, které zajišťuje, že termokryt je vždy nasazený; hladinové čidlo, které šetří čas při napouštění či vypouštění vody a informuje vás, když je hladina vody nízká; a snímač vody, které detekuje, když se voda nachází v blízkosti citlivých součástí.

G

ProPolymer™ Base

A rugged protective barrier insulates the Hot Tub from the foundation. The durable ABS-formed foundation protects components from moisture and the elements while adding structural strength.





COLLEC



TION

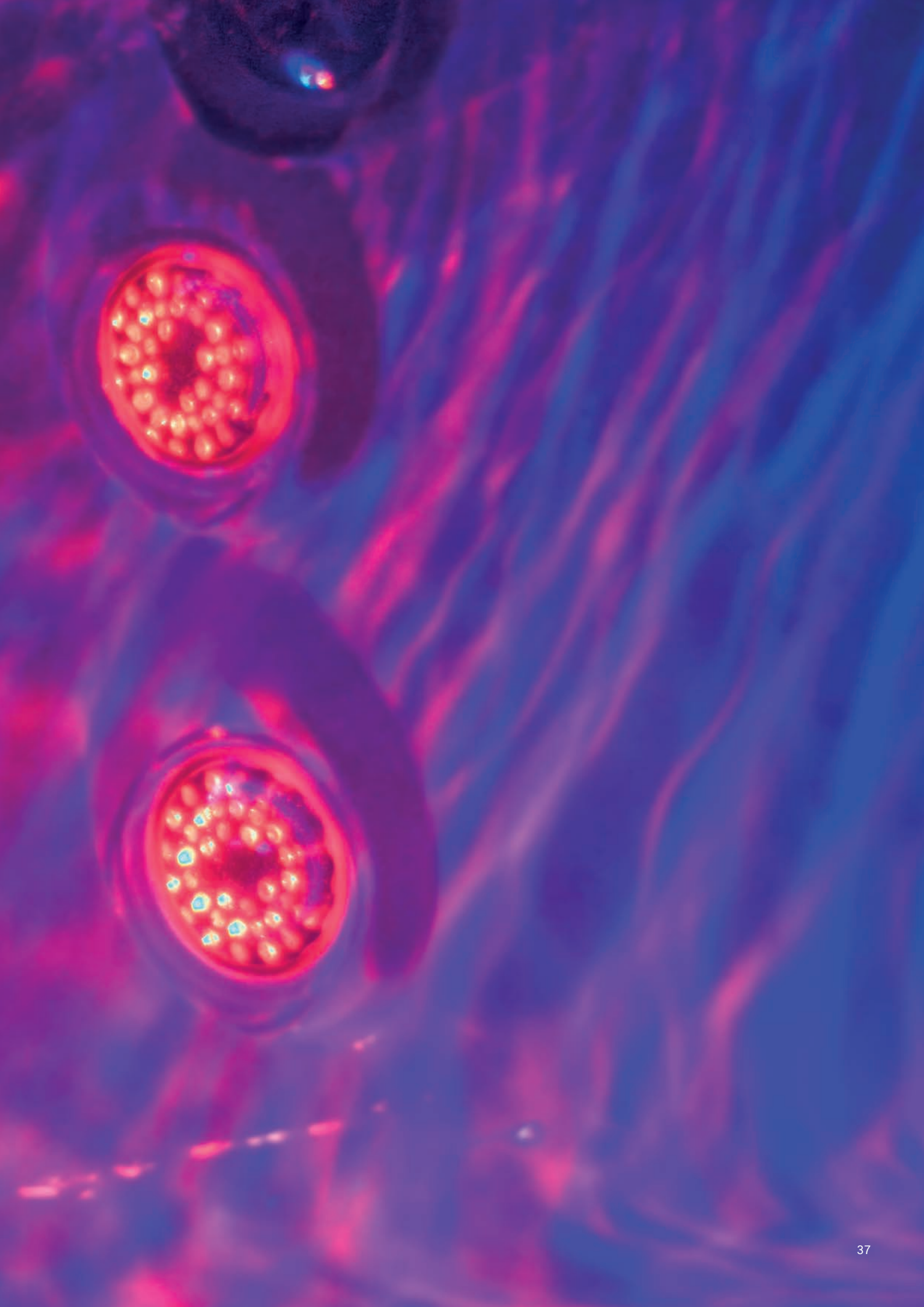


The next wave of innovation is here

Introducing the J5™ Collection.
More immersive. More luxurious.
More than you imagined a
Hot Tub can be.



Take a comprehensive
spin through the new J5™.



J5™ Collection

The J5™ is a full-on immersive experience that supports your mental and physical well-being. Choose from three levels of hydromassage intensity or ease into full-seat IR technology. More wellness. More personal. More intuitive. The only hard part—deciding to get out.

J5





Jacuzzi

What sets the J5™ apart?

There are over a dozen exclusive features and settings the world has never seen before. All designed to make your personal wellness retreat more intuitive and advanced than any Hot Tub out there.

Let's dive into a few.

One tap is all it takes

Want better sleep? There's a mode for that. Need faster recovery? There's a mode for that. Five fully immersive experience modes in all—each its own curated, multisensory experience with coordinated hydromassage, IR technology, and lights.

Our most advanced hydrotherapy ever

Relaxation and recovery are easy to come by with three preset hydromassage levels, ranging from gentle circulation to intense massage. Full-seat Infrared technology adds rejuvenation that's more than skin deep to your wellness routine.



Personalized for each user

Each family member can tailor the spa settings to their liking, so each experience is unique and personal. Just save your preferences to a user profile and one touch activates your custom spa session, even before you step in.

So easy, you can relax

The SmartTub® app for J5™ achieves an unmatched degree of intuitive control. Easily choose experience modes, generate user profiles, set schedules, track IR usage, check energy savings, and take charge of nearly every aspect of your spa.

- J5™ / J4™ / J-400™ / J-300™ / Design / Professional
- J5™ / J4™ / J-400™ / Design / Professional Exclusive
- J5™ Exclusive
- IR + Red Light



Model

J509™

Seats
8-9

Dimensions*
239 x 280 x
94 H cm

Electrical
230VAC 50Hz
1x32A, 1x40A,
3x16A

Dry Wt.
578 kg

Total Filled Wt.
2.489 kg

Avg Hot Tub Vol.
1.912 L

Jets + IR Lights



Model

J508L™

Seats
6-7
Lounge

Dimensions*
239 x 239 x
94 H cm

Electrical
230VAC 50Hz
1x32A, 2x16A,
3x16A

Dry Wt.
483 kg

Total Filled Wt.
2.072 kg

Avg Hot Tub Vol.
1.590 L

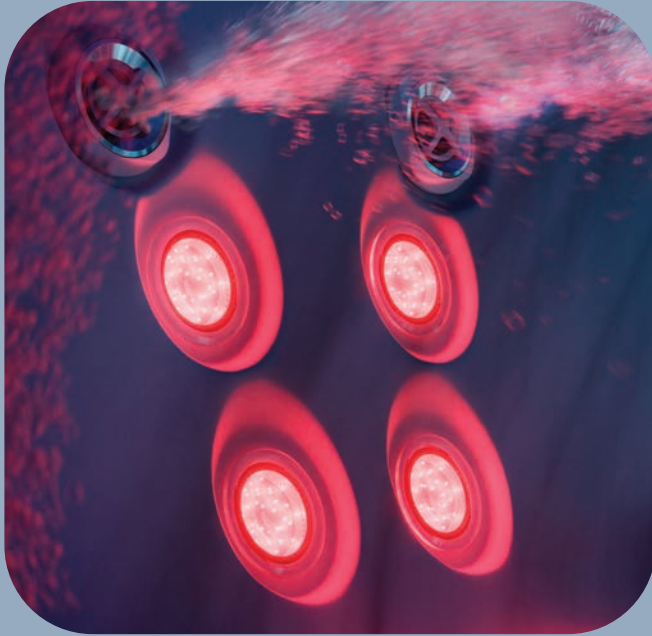
Jets + IR Lights



*All Hot Tub dimensions are shown in: L x W x H.

Infrared technology seat

Our most advanced hydrotherapy—Infrared and Red Light—now offers two additional IR lights exclusively on the J5™. While the IR focuses on your lower and middle back, exhilarating hydromassage jets ease tension from your neck down to your feet.



Waterfall with illuminated ledge


Take relaxation to the next level as an extra wide, graceful sheet of water cascades beneath an integrated ledge with a softly frosted, illuminated finish. It's the perfect place to hold your phone, drinks, or other items.



Acrylic Options



Platinum



Midnight




Canyon




Morning Mist

ProFinish® Cabinetry



Flax



Noir

Standard Features

True Water®

- SmartTub® system with exclusive J5™ content
- Seat with exclusive Infrared + Red Light technology
- Jacuzzi® PowerPro® jets
- Specialty Jacuzzi® PowerPro® RX jets
- Specialty Jacuzzi® PowerPro® VX jets

Individual seat air control

Double illuminated infinity-edge waterfall

Adjustable headrests

ProTouch Plus™ controls with user profiles

In-seat control panel

User profiles

Preset hydromassage levels

BLUEWAVE® surround sound system

Illuminated bar top drink holders

Immersive interior lighting

Ambient exterior lighting with motion sensor (white LED)

6-stage filtration system - ProClear® and ProClarity® filter

ProStream™ filtration pump

Quick drain system

Heat-pump ready

ProFinish® tool-free cabinetry

SmartSeal™ energy-efficient insulation

Hybrid galvanized steel frame

Floating propolymer foundation

ProLast™ cover in black

Optional

SmartTub® Wireless Sensor Kit

SmartTub® Three-phase upgrade kit

J4™ Collection

Clean, sculpted lines frame the welcoming water. From the ergonomic perfection of its lounge seating to our legendary, stress-melting hydromassage, every detail is crafted to deliver a deeper, more restorative escape.





- J5™ / J4™ / J-400™ / J-300™ / Design / Professional
- J5™ / J4™ / J-400™ / Design / Professional Exclusive
- IR + Red Light



Model
J408L™

Seats
5-6
Lounge



Dimensions*
227 x 227 x
87 H cm

Electrical
230VAC 50Hz
1x32A,
1x20A/1x16A,
3x16A

Dry Wt.
415 kg

Total Filled Wt.
1.645 kg

Avg Hot Tub Vol.
1.231 L

Jets + IR Lights



Model
J404L™

Seats
3-4
Lounge



Dimensions*
176 x 214 x
84 H cm

Electrical
230VAC 50Hz
1x16A, 1x25A,
2x16A

Dry Wt.
313 kg

Total Filled Wt.
1.222 kg

Avg Hot Tub Vol.
909 L

Jets + IR Lights



*All Hot Tub dimensions are shown in: L x W x H.

IR technology lounge

The world's most advanced hydrotherapy—Infrared and Red Light—now offers full-body rejuvenation. Our exclusive IR technology focuses on the lumbar region of the lower back while exhilarating hydromassage eases tension from your neck and back to your legs and feet.



Full-featured modern design

The geometric form brings crisp lines and dramatic lighting to your outdoor space. A welcoming deck allows for socializing and easy entry. Once inside, the gentle waterfall completes a soothing, transformational experience.



Acrylic Options




Platinum



Porcelain

ProFinish® Cabinetry



Brushed Gray



Modern Hardwood



Smoked Ebony

Standard Features

True Water®

SmartTub® system

Seat with exclusive Infrared + Red Light technology

Jacuzzi® PowerPro® jets

Specialty Jacuzzi® PowerPro® RX jets

Individual seat air control

Illuminated infinity-edge waterfall

Headrests

ProTouch™ touchscreen control

Built-In Drink Holders

Premium LED interior lighting

Exterior corner lighting (white LED)

6-stage filtration system - ProClear® and ProClarity® filter

ProStream™ filtration pump

Heat-pump ready

ProFinish® tool-free cabinetry

Floating propolymer foundation

SmartSeal™ energy-efficient insulation

ProLast™ cover in black (J404L)

Optional

SmartTub® Wireless Sensor Kit

SmartTub® Three-phase upgrade kit

J-400™ Collection

Elegant design and our most complete hydromassage experience combine to innovative IR and Red Light technology create a retreat like no other. Graceful curves give rise to a high-back design and elevated waterfall that lends a dramatic presence to any space.

A white and dark wood hot tub is shown on a wooden deck. The hot tub has a white top and a dark wood-grain base. It is surrounded by a dark stone wall. There are some potted plants and a chair with a yellow cushion visible in the background.

J-400



- J5™ / J4™ / J-400™ / J-300™ / Design / Professional
- J5™ / J4™ / J-400™ / Design / Professional Exclusive
- IR + Red Light



Model

J-435™

Seats
5-6
Lounge



Dimensions*
214 x 214 x
95/110 H cm

Electrical
230VAC 50Hz
20A
(2 breakers
required)

Dry Wt.
373 kg

Total Filled Wt.
2.037 kg

Avg Hot Tub Vol.
1.363 L

Jets + IR Lights



RX Jets

Feel a powerful, steady rotation that provides full coverage massage to relieve muscle tension primarily in your middle and upper back.



High Back and Waterfall


The elevated backlit waterfall cascades water down your neck and back while adding a breathtaking and soothing ambiance.



Acrylic Options



Platinum



Midnight

ProFinish® Cabinetry



Smoked Ebony

Standard Features

True Water®

SmartTub® System

Seat with exclusive Infrared + Red Light technology

Jacuzzi® PowerPro® Jets

Specialty Jacuzzi® PowerPro® FX-D, RX and PX Jets

WaterColour™ illuminated Waterfall

Adjustable Headrests

ProTouch™ Control

Status Indicator Light

Illuminated Cup Holders

Underwater LED multicolor light

External corner lighting (white LED)

5-Stage Filtration System

CLEARARRAY Active Oxygen® System

CLEARARRAY® On-demand button

ProStream™ Filtration Pump

Quick drain System

ProFinish® tool-free cabinetry

Energy Efficient with Multi-Layer Insulation

Floating Propolymer Foundation

ProLast™ Cover in Black

Optional

BLUEWAVE® Stereo

SmartTub® Wireless Sensor Kit

SmartTub® Three-phase upgrade kit

J-300™ Collection

Iconic Jacuzzi® Hot Tub collection, constantly evolving to offer the best in hydrotherapy technology, excellent performance and unique comfort, now enhanced by the double lounge seating of the new J-332™ Hot Tub for even more special shared relaxation. Infrared and Red Light versions also available.

J-300

A modern outdoor patio scene featuring a light-colored sofa with cushions, a hot tub, and a large white outline of the text 'J-300' overlaid on the scene. The patio is paved with large, light-colored tiles and includes a gravel border and a small lawn area. The background shows a wall with a vertical garden and some trees.



Jacuzzi

- J5™ / J4™ / J-400™ / J-300™ / Design / Professional
- J-300™ Exclusive
- IR + Red Light



Model

J-375™

Made in Italy

Seats
5-6
Lounge



Dimensions*
231 x 231 x
93 H cm
Made in Italy

95 H cm other
version

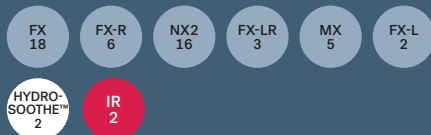
Electrical
220-240 VAC
50Hz 29A

Dry Wt.
376 kg

Total Filled Wt.
2.571 kg

Avg Hot Tub Vol.
1.685 L

Jets + IR Lights



Model

J-355™

Made in Italy

Seats
5-6
Lounge



Dimensions*
231 x 214 x
93 H cm
Made in Italy

95 H cm other
version

Electrical
220-240 VAC
50Hz 29A

Dry Wt.
369 kg

Total Filled Wt.
1.855kg

Avg Hot Tub Vol.
1.363 L

Jets + IR Lights



*All Hot Tub dimensions are shown in: L x W x H.



Model

J-335™

Made in Italy

Seats
5-6
Lounge



Dimensions*
214 x 214 x
93 H cm
Made in Italy

92 H cm other
version

Dry Wt.
347 kg

Total Filled Wt.
2.125 kg

Avg Hot Tub Vol.
1.325 L

Model

J-332™

Made in Italy

Seats
5
Lounge



Dimensions*
214 x 214 x
93 H cm

Electrical
220-240 VAC
50Hz 29A

Dry Wt.
347 kg

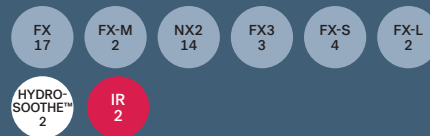
Total Filled Wt.
2.050 kg

Avg Hot Tub Vol.
1.325 L

Jets + IR Lights



Jets + IR Lights



- J5™ / J4™ / J-400™ / J-300™ / Design / Professional
- J-300™ Exclusive
- IR + Red Light



Model

J-315™

Made in Italy

Počet míst

2-3

Lounge



Rozměry*

193 x 168 x

81 H cm

Info elektro

220-240 VAC

50Hz 22A

Váha prázdné
vířivky

241 kg

Váha naplněné vířivky

1.300 kg

Průměrný objem vody

795 L

Trysky



*Všechny rozměry jsou uvedeny jako D x Š x V

Nové vnější rohové osvětlení
Nové jemné osvětlení vytváří u vířivky uvolňující a příjemnou atmosféru.




Masážní podhlavník Hydrosoothe™
Vodopád působí jako uklidňující vodní prvek a poskytuje relaxační masáž hlavy a krku, která pomáhá odpočinout si po dlouhém dni.




Provedení akrylátu



Platinum



Silver Pearl




Midnight



Porcelain

Panely ProFinish®



Brushed Gray



Smoked Ebony

Standardní výbava

Trysky Jacuzzi® PowerPro®

Osvětlený vodopád

Hydromasážní podhlavník HydroSoothe™

Měkký, tenký podhlavník

Dotykový ovládací panel

Vícebarevné podhladinové LED světlo

Vnější rohové LED osvětlení (bílé)

CLEARRAY Active Oxygen® System - nízkoemisní vyvíječ ozónu + UV-C

Kompaktilbilní s tepelným čerpadlem Balboa Clim8zone II™

Panely ProFinish®

Termokryt ProLast™ černý

Volitelné

Technologie infračerveného a červeného světla

SmartTub® System

Sada bezdrátových čidel SmartTub®

Třífázová upgrade sada SmartTub®

J-200™ Collection

Pleasing aesthetics, rejuvenating hydromassage and legendary comfort is what Jacuzzi® is famous for, and it sets the foundation for our most affordable Hot Tubs. Take a seat and enjoy the view from this warm water escape.

J2000

A rustic stone building with a wooden door and a dining table set on a patio. The scene is set during sunset or sunrise, with warm lighting. The building has a stone facade and a large wooden door with a metal handle. A dining table with a white tablecloth and chairs is set on a stone patio in the foreground. The background shows a field and mountains under a clear sky.





Model

J-235™

Seats
6
Lounge



Dimensions*
213 x 213 x
91 H cm

Electrical
230VAC 50Hz
20A/30A/40A

Dry Wt.
329 kg

Total Filled Wt.
1.918 kg

Avg Hot Tub Vol.
1.155 L

Jets

34

Model

J-225™

Seats
4-5

Dimensions*
203 x 203 x
84 H cm

Electrical
230VAC 50Hz
20A/30A

Dry Wt.
281 kg

Total Filled Wt.
1.726 kg

Avg Hot Tub Vol.
1.060 L

Jets

26



Model

J-215™

Seats
2-3
Lounge



Dimensions*
175 x 203 x
84 H cm

Electrical
230VAC 50Hz
20A/30A

Dry Wt.
235 kg

Total Filled Wt.
1.332 kg

Avg Hot Tub Vol.
776 L

Jets

21



New illuminated waterfall

Wide stream with integrated multi-color LED light, included on the 4 largest Hot Tub models.



Backlit Headrest

Add visual flair at the touch of a button when you activate the multi-colored LED backlit headrests.




Acrylic Options



Platinum

Cabinetry



Horizon Gray



Pecan

Standard Features

- Proprietary Jets with Stainless Steel Accent
- Illuminated waterfall (J-235™)
- Comfortable Backlit Headrests
- LED Control Panel
- Built-In Drink Holders
- Underwater LED multicolor light
- Front external lighting (white LED)
- 3-Stage Filtration System
- CLEARARRAY® UV-C System
- Patented ProClassic™ 50 sq ft Filter with ProCatch™ Filter Bag
- Tool-Free Cabinetry
- Formed polyethylene base
- ProLast™ Cover in Black

Optional

- SmartTub® system

J-200™ Classic Collection

The gateway collection to the world of Jacuzzi® Hot Tubs, the J-200™ Classic is the ideal solution for the shared wellness with perfect durability and efficiency and a complete Hot Tub experience.



J-200
Classic





Model

J-235™ Classic

Made in Italy

Seats

6

Lounge



Dimensions*

213 x 213 x

91 H cm

Electrical

220 VAC 50Hz

28A

Dry Wt.

326 kg

Total Filled Wt.

2.066 kg

Avg Hot Tub Vol.

1.363 L

Jets

35

*All Hot Tub dimensions are shown in: L x W x H.

Performance

A complete Hot Tub experience, with tested positioning of jets. Differentiated ergonomic seats with diversified configurations and jets to offer every user the ideal massage.



Design

The utmost durability and efficiency, with a sturdy acrylic shell and complete insulation. Features UV-resistant cabinet that stays beautiful longer.




Acrylic Options



Platinum

Cabinetry



Silverwood

Standard Features

- Jacuzzi® ClassicPro Jets
- Waterfall
- Headrest
- LED control panel
- Underwater LED multicolor light
- CLEARRAY Active Oxygen® System
- EcoShield insulation or Nordic insulation Modular Sealed Foam + Smart Seal
- ProLast™ Cover in Black

Design Collection

The meeting point between the most advanced Jacuzzi® wellness technologies and the latest Made in Italy design trends. Elegant, minimalist and refined, the spas in the Design collection embellish the environment and provide hydrotherapy and cutting-edge performance.



DESIGN



Jacuzzi

- J5™ / J4™ / J-400™ / J-300™ / Design / Professional
- J5™ / J4™ / J-400™ / Design / Professional Exclusive



New Omnia Hot Tub

The new Made in Italy Hot Tub features a comfortable lounge seat, exclusive Jacuzzi® PowerPro® jets, and seat air control to modulate the hydromassage. Even easier and more comfortable to operate, thanks to the filtration pump and the new panel design.

Standard Features

- [Jacuzzi® PowerPro® Jets](#)
- [Individual Seat Air Control](#)
- Illuminated Waterfall
- Comfortable Backlit Headrests
- LED Control Panel
- Built-In Drink Holders
- Underwater LED multicolor light
- 3-Stage Filtration System
- CLEARARRAY® UV-C System
- Patented ProClassic™ 50 sq ft Filter with ProCatch™ Filter Bag
- [Circulation pump](#)
- [Tool-Free Cabinetry](#)
- Formed polyethylene base
- ProLast™ Cover in Black

Optional

- SmartTub® system

Modello

OMNIA

Made in Italy

Seats
6
Lounge



Dimensions*
213 x 213 x
91 H cm

Electrical
230VAC 50Hz
20A/30A/40A

Dry Wt.
329 kg

Total Filled Wt.
1.918 kg

Avg Hot Tub Vol.
1.155 L

Jets

40

Acrylic Options



Platinum




Midnight

ProFinish® Cabinetry



Charcoal



Beige

*All Hot Tub dimensions are shown in: L x W x H.



Model

VIRTUS

Made in Italy

Seats
6-7
Lounge



Dimensions*
250 x 215 x
93 H cm

Electrical
220-240 V F+N
50Hz - 32A
380-415 V 3F+N
50 Hz - 16 A

Dry Wt.
410 kg

Total Filled Wt.
2.450 kg

Avg Hot Tub Vol.
1.500 L

Jets



Model

PROFILE

Made in Italy

Seats
5-6
Lounge



Dimensions*
235 x 211 x
93 H cm

Electrical
220-240 VAC
50/60Hz

Dry Wt.
350 kg

Total Filled Wt.
2.460 kg

Avg Hot Tub Vol.
1.600 L

Jets







- J5™ / J4™ / J-400™ / J-300™ / Design / Professional
- J5™ / J4™ / J-400™ / Design / Professional Exclusive



Model

SANTORINI

Made in Italy

Seats

5
Lounge



Dimensions*

230 x 215 x
90 H cm

Electrical

220-240 VAC
50/60Hz

Model

DELOS

Made in Italy

Seats

4
Lounge



Dimensions*

215 x 190 x
80 H cm

Electrical

220-240 VAC
50/60Hz

Dry Wt.
300 kg

Total Filled Wt.
2.100 kg

Avg Hot Tub Vol.
1.250 L

Dry Wt.
250 kg

Total Filled Wt.
1.390 kg

Avg Hot Tub Vol.
860 L

Jets + 14 Blowers



Jets + 10 Blowers



*All Hot Tub dimensions are shown in: L x W x H.



Model

DELFI

Made in Italy

Seats
4
Lounge



Dimensions*
190 x 190 x
80 H cm

Electrical
220-240 VAC
50/60Hz

Dry Wt.
270 kg

Total Filled Wt.
1.440 kg

Avg Hot Tub Vol.
700 L

Jets + 10 Blowers



Model

UNIQUE

Made in Italy

Seats
3
Lounge



Dimensions*
190 x 150 x
80 H cm

Electrical
220-240 VAC
50/60Hz

Dry Wt.
240 kg

Total Filled Wt.
1.270 kg

Avg Hot Tub Vol.
630 L

Jets + 10 Blowers







- J5™ / J4™ / J-400™ / J-300™ / Design / Professional
- J5™ / J4™ / J-400™ / Design / Professional Exclusive



Model

CITY™ SPA

Made in Italy

Seats

2

Lounge



Dimensions*

150 x 160 x
75 H cm

Electrical

220-240 VAC
50/60Hz

Dry Wt.

220 kg

Total Filled Wt.

790 kg

Avg Hot Tub Vol.

470 L

Jets



Model

ALIMIA

Made in Italy

Seats

5-6

Dimensions*

Ø 212 x
90 H cm

Electrical

220-240 VAC
50/60Hz

Dry Wt.

290 kg

Total Filled Wt.

1.940 kg

Avg Hot Tub Vol.

1.370 L

Jets + 12 Blowers



*All Hot Tub dimensions are shown in: L x W x H.

Design Made In Italy

Elegant, minimalist and sophisticated, these Hot Tubs are designed to suit any environment. These Hot Tubs give the greatest possible freedom of installation: outdoors or indoors, above or in-ground, in any environment or situation.



Original Jacuzzi® Hot Tubs with infinity effect

The Virtus and Profile models offer a spectacular infinity pool effect. On immersion, any excess water is collected in the integrated adjustment tanks via the outside grille and then returned to the tub, in order to maintain the ideal level at all times, just like a pool, with no need for top ups.



Acrylic Options




Platinum




Porcelain

ProFinish® Cabinetry




Teak



Graphite



White Oak



Grey Oak

Standard Features

- Jacuzzi® PowerPro® Jets
- Blower (Profile, Santorini, Delos, Delfi, Unique, Alimia)
- Waterfall (Santorini, Delos, Delfi)
- Headrests
- LCD control panel
- User controls (Virtus, Profile)
- LCD operator control panel
- Underwater LED multicolor light
- Overflow rim (Virtus, Profile)
- Automatic water fill-up (Virtus, Profile)
- CLEARRAY Active Oxygen® System (Virtus)
- CLEARRAY® UV-C System
- Quick drain System (Virtus, Profile)
- 3 kW electric heater
- Eco shield insulation (Virtus)
- ProVinyl Cover in ICE

Optional (varies by model)

- Winter Pro Kit
- Performance Kit (Sand filter)
- Bag of sand
- AISI 316 L frame








Unique







Lodge+ Collection

The most popular Hot Tub collection in the hospitality industry has been updated with new cabinetry in unique finishes and the exclusive protected operator control panel. Even more comfort and efficiency, thanks to the new Jacuzzi® Classic hydromassage jets and compatibility with alternative filtration and heating systems.



LODGE+





Model

LODGE+ L

Made in Italy

Seats
5-6
Lounge



Dimensions*
211 x 223 x
90 H cm

Electrical
220-240 VAC
50/60Hz

Dry Wt.
348 kg

Total Filled Wt.
2.168 kg

Avg Hot Tub Vol.
1.420 L

Jets + 14 Blowers



Model

LODGE+ M

Made in Italy

Seats
4-5

Dimensions*
200 x 185 x
90 H cm

Electrical
220-240 VAC
50/60Hz

Dry Wt.
260 kg

Total Filled Wt.
1.360 kg

Avg Hot Tub Vol.
880 L

Jets + 12 Blowers



*All Hot Tub dimensions are shown in: L x W x H.



Model

LODGE+ S

Made in Italy

Seats

2-3

Lounge



Dimensions*

185 x 165 x

90 H cm

Electrical

220-240 VAC

50/60Hz

Dry Wt.

245 kg

Total Filled Wt.

1.195 kg

Avg Hot Tub Vol.

750 L

Jets + 10 Blowers

5

3

8



Lodge+ M





Lodge+ S

New user control panel

Durability and ease of interaction further improved with the new control panel.



Operator controls with safety key

The controls are housed inside a compartment, located on the front panel of the Hot Tub or remotely.



Acrylic Options



Platinum




Porcelain

ProFinish® Cabinetry



Quartz Grey



Beige

Standard Features

Jacuzzi® Classic Jets

- Blowers
- LCD operator control panel + User controls
- Underwater LED multicolor light
- 3-Stage Filtration System
- CLEARARRAY® UV-C System
- Patented ProClassic™ 50 sq ft Filter
- Circulation pump
- Quick Drain® / Quick drain System
- Electric heater
- Tool-Free Cabinetry
- Formed polyethylene base
- ProVinyl insulating cover in Grey

Optional

- Performance Kit (Sand filter)
- Bag of sand
- AISI 316 L frame

Professional Collection

Born from Jacuzzi®'s experience in hospitality and professional environments, the Hot Tub Professional collection is the meeting point between the most advanced Jacuzzi® wellness technologies and the latest Made in Italy design trends. Easy to install, maintain and clean, with full drainage system, perfect for both indoor and outdoor use.



PROFEES



SIONIAL

- J5™ / J4™ / J-400™ / J-300™ / Design / Professional
- J5™ / J4™ / J-400™ / Design / Professional Exclusive



Model

VIRTUS PRO

Made in Italy

Seats
6-7
Lounge



Dimensions*
250 x 215 x
93 H cm

Electrical
220-240 V F+N
50Hz - 32A
380-415 V 3F+N
50 Hz - 16 A

Dry Wt.
360 kg

Total Filled Wt.
2.400 kg

Avg Hot Tub Vol.
1.500 L

Jets



Model

ENJOY PRO

Made in Italy

Seats
6
Lounge



Dimensions*
250 x 250 x
98 H cm

Electrical
220/240V F+N
380/415V 3F+N

Dry Wt.
250 kg



Total Filled Wt.
2.350 kg

Avg Hot Tub Vol.
1.700 L

Jets + 15 Blowers



*All Hot Tub dimensions are shown in: L x W x H.



Model

VIRGINIA PRO

Made in Italy

Seats
6-7
Lounge



Dimensions*
257 x 219 x
98 H cm

Electrical
220/240V F+N
380/415V 3F+N

Dry Wt.
250 kg

Total Filled Wt.
2.350 kg

Avg Hot Tub Vol.
1.700 L

Jets + 16 Blowers



Model

SIENNA PRO

Made in Italy

Seats
7-8

Dimensions*
257 x 219 x
98 H cm

Electrical
220/240V F+N
380/415V 3F+N

Dry Wt.
200 kg

Total Filled Wt.
1.960 kg

Avg Hot Tub Vol.
1.430 L

Jets + 16 Blowers



- J5™ / J4™ / J-400™ / J-300™ / Design / Professional
- J5™ / J4™ / J-400™ / Design / Professional Exclusive



Model

ALIMIA PRO

Made in Italy

Seats

6-7

Dimensions*

Ø 237 x
98 H cm

Electrical

220/240V F+N
380/415V 3F+N

Dry Wt.

180 kg

Total Filled Wt.

1.840 kg

Avg Hot Tub Vol.

1.350 L


Jets + 16 Blowers



*All Hot Tub dimensions are shown in: L x W x H.

Overflow rim & automatic water fill

It collects surface water, which overflows through the grid to a compensation tank. The water is then moved through a filtration system, cleaned and pumped back into the base of the Hot Tub to be re-used. Thanks to the slant of the grid the water remains at Hot Tub deck level even if there is a rocking motion, so they can be installed on yachts and ships.



In-ground installation

Different to a domestic Hot Tub, installation is in-ground and involves installing a separate Spa Pack and compensation tank to allow water to continuously move through a quartz sand filter where it is cleaned before flowing back into the tub for re-use.



Acrylic Options



Platinum



Porcelain

Standard Features

- Jacuzzi® PowerPro® Jets
- Blower (Enjoy Pro, Virginia Pro, Sienna Pro, Alimia Pro)
- Underwater LED multicolor light
- Overflow rim
- Automatic water fill-up
- Quick drain System
- ProVinyl insulating cover

Optional

- Compensation tank
- Spa Pack Single-phase with heater 3,0 kW or with heat exchanger
- Spa Pack three-phase with or without heater 12,0 kW or with heat exchanger
- Active Oxygen System



Virtus Pro



Jacuzzi® Swim Spa Collection

Whether you are a professional athlete, a weekend sports person, or want to improve your quality of life through hydrotherapy and water training, Jacuzzi® Swim Spas will help you train better, recover faster, improve your performance, and relax by harnessing the natural ability of water to regenerate body, mind, and spirit.



SWIM S



PA

Built with the same care today

Through decades of extensive research and development, Jacuzzi® has created breakthrough products that engage the senses, nurture the body, and restore the mind like no other.





Now we introduce the J-19DT, bringing together the ultimate Jacuzzi® Hot Tub with an all-season swim spa. The dual temperature zones support multiple activities at the same time, so you can work out in the swim spa while others relax in the Hot Tub.



An underwater photograph of a person floating in a Jacuzzi Swim Spa. The person is wearing a dark swimsuit and is positioned horizontally, with their head and arms visible in the foreground. The water is clear and blue, and the white structure of the spa is visible in the background. The lighting is soft, creating a serene and relaxing atmosphere.

Imagine a place where relaxation meets bold strokes.

Where floating gently in the water releases you from the gravity of the day.

Where high-performance swims and low-impact fitness take place every day of the year.

Where the Jacuzzi® experience you know and love takes on a whole new dimension.

Imagine a place that takes care of you.

It's all here in a Jacuzzi® Swim Spa.

What every swimmer needs

Jacuzzi® Swim Spas create the perfect conditions for the ideal swim experience. Get ready for a challenging, endless-swim experience that keeps you afloat and in place.





Powerfully Controlled Current

Creates a high volume stream of water so you can easily swim in place without drifting out of your lane.

Low Turbulence

Ensures every stroke is perfect because it's met with a smooth current.

Predictable Swim, Every Time

Jacuzzi® Swim Spas offer the same conditions and tracks your swim, so you can solely focus on your technique.

The Perfect Swim

High-performance Jacuzzi® Swim Spas are the result of decades of expertise in moving water, leveraging innovative technology and exercise physiology to deliver an amazing and precise swim every single time.

Synchronized Swim Jets

Control the water's spinning motion while accelerating the speed of the current without using air, creating a smooth, low turbulent current. The SteadySwim® Buoyancy Jet* adds just the right amount of lift under your body, keeping you perfectly elevated during your swim.

Powerful Pumps


Push a high-volume of water through oversized plumbing to deliver the maximum amount of water evenly to both swim jets, for a wide and powerful swim lane.

Intuitive Speed Settings

Can be adjusted to your pace, from a warm-up to an intense swim. It's completely customized control at your fingertips.

Aquatic WaveBreaker™ Design


Includes two unique contours that work with the suctions at the back of the Swim Spa to reduce reflective waves, so you can easily stay in your swim lane.



Your Swim, Your Way

As the originators of jetted-tub hydrotherapy, Jacuzzi® has mastered the art of jet technology. We put control and customization at your fingertips, so you can be fully immersed in your swim.





Jacuzzi® PowerPro™ PX Swim Jet
Channels a high volume of water into a concentrated flow. Wide, air-free stream creates the optimal swim lane. Vertical blades evenly distribute water for a predictable swim.



Jacuzzi® PowerActive™ AX Swim Jet
Adjust the flow and direction to personalize your swim. Contoured oval jets flatten the current to improve swim quality. Generates a shoulder-width swim lane.



Jacuzzi® PowerPlay™ CX Swim Jet
Classic round jet for fun and fitness. Creates a simple swim lane for easy-going exercise. Perfect environment for playful moments.



SteadySwim® Buoyancy Jet*
Turn on buoyancy-assist to help your body stay afloat. Elevates your body into the proper swimming position.

Proven Durability, Strength, and Performance

It's reassuring to know that your high-performance Jacuzzi® Swim Spa is made from durable materials and will run reliably for years to come, with very little maintenance. Just get in, swim, and relax.



A

Galvanized Steel Frame

Designed to increase durability and structural support

B

Programmable Filtration

Optimize water filtration to suit your specific needs or operate during periods of lower energy consumption rates.

C

ProFusion™ Shell

Highest quality acrylic, a bonded vapor barrier, and a resin composite provide superior durability, even in extreme temperatures.

D

Swim Bar¹

Grab the bar to catch your breath, get a feel for the current, or perfect your kicking technique.

E

Illuminated waterfall

A cascading stream of water with soothing sounds creates a calming ambient atmosphere.

F

Superior Foam Insulation

Retains heat, absorbs noise, and supports plumbing.

G

Durable ProPolymer™ Base

Eases installation, is impervious to the elements, and resists moisture.

H

Pro360 Therapy Wall™

Full-body relief and recovery
Stand up and lean into the Therapy Wall to get a 360° massage on your front, back, and sides. It's designed to target swimmers' key muscle groups, including pecs, abs, hip flexors, and quads. Use it to warm up or cool down after a swim.



D

E

F

G

¹Varies by model

The most beautiful water

All Jacuzzi® Swim Spas include advanced filtration and water care systems, so every swim feels as fresh as it looks. And caring for the water takes far fewer chemical additives than an in-ground pool. Pure, crystal-clear water—it's one more way we strive to bring the natural joys of wellness to people everywhere.



Accessories

PowerTone™ Fitness Kit

Turn any Swim Spa into an aquatic gym with the patented PowerTone™ Fitness Kit, which includes dumbbells, a swing trainer, and resistance fins.



Tether Cord

Our Swim Spas include a tether cord that can be attached to your waist when swimming to help maintain your position. Resistance can also be increased for a more intense workout.




Rollaway® Cover

Our next generation of Swim Spa covers are energy efficient, and also roll back effortlessly by just one person.



Versastep™

Get into and out of your Jacuzzi® Swim Spa with ease using the long-lasting and weather-resistant Versastep™.



Jacuzzi® PowerPro™ Swim Spa Collection

Swim like a pro with one of the most predictable and powerful swim currents in the world, right at your fingertips.

POWER



PRO

- PowerPro™ / PowerActive™ / PowerPlay™
- PowerPro™ / PowerActive™ / PowerPlay™ Exclusive
- IR + Red Light



Model

J-19 DT

Swim pump 1: **3 hp**
 Swim pump 2 and 3: **4 hp**
 Hot Tub pump 1 and 2: **3 hp**

Model

J-19

Swim pump 1, 2, 3, 4:
3 hp

Seats

4

Lounge



Swim Area
 287 cm

Dimensions*

561 x 234 x
 134 H cm

Total Filled Wt.
 8.274 kg

Electrical

230 VAC 50 Hz
 Swim pump 1
 Swim pump 2 and 3
 12,8 A
 Hot Tub pump 1 and 2
 8,6 / 2,6 A

Seats

4

Dimensions*

558 x 234 x
 134 H cm

Swim Area
 376 cm

Total Filled Wt.
 10.400 kg

Electrical

230 VAC 50 Hz
 1x32A, 3x16A

Water Capacity
 9.050 L

Dry Wt.

1.208 kg

Water Capacity

7.066 L

Dry Wt.

1.370 kg

Jets + IR Lights



Jets + IR Lights



*All Swim Spa dimensions are shown in: L x W x H.



Model

J-16

Swim pump 1, 2, 3, 4:
3 hp

Seats
4

Dimensions*
469 x 234 x
134 H cm

Electrical
230 VAC 50 Hz
1x32A, 3x16A

Swim Area
284 cm

Total Filled Wt.
8.800 kg

Water Capacity
7.650 L

Dry Wt.
1.160 kg

Jets + IR Lights



Model

J-14

Swim pump 1: 3 hp
Swim pump 2 and 3:
4 hp

Seats
3 + 2

Dimensions*
437 x 234 x
134 H cm

Alimentazione
elettrica
230 VAC 50 Hz
Swim pump 1:
8,6 / 2,6 A
Swim pump 2, 3:
12,8 A

Swim Area
327 cm

Total Filled Wt.
7.132 kg

Dry Wt.
966 kg

Water Capacity
6.166 L

Jets + IR Lights





J-14 PowerPro™

The Best Performance

Whether you're a novice swimmer or a seasoned triathlete, Jacuzzi® PowerPro™ PX Jets deliver a completely customized swim current. The buoyancy jet provides essential support, ensuring balance in the water whenever you need it.

Your Preferred Swim

Set your swim speed or choose from preprogrammed workouts using the convenient Swim Selector Control. When it's time to unwind, you'll find the hydrotherapy control within reach of each of the therapy seats and Infrared and Red Light technology.



Acrylic Options




Porcelain



Platinum

ProFinish® Cabinetry



Brushed Gray



Smoked Ebony

Standard Features

- SmartTub® System
- Jacuzzi® PowerPro® PX Swim Jets
- SteadySwim® Buoyancy Jet
- Swim Selector Current Control
- Jacuzzi® Exclusive IR + Red Light Technology
- Jacuzzi® PowerPro® Massage Jets
- Jacuzzi® PowerPro® RX Jets
- Pro360™ Standing Therapy Wall (J-14)
- Cool Down Seats at entry
- Illuminated Waterfall
- Adjustable Headrests
- Soft Stride Mat
- Streamlined Push-Button Controls
- Underwater LED multicolor light
- Exterior Corner Lighting
- Status Indicator Light
- 4-Stage Filtration
- CLEARRAY Active Oxygen® System
- Circulation pump
- Galvanized Steel Frame
- ProFinish® Cabinetry
- Bypass plumbing ready
- Electric heater 5,5 kW
- Tether Cord
- Stainless Steel Swim Bar 60 cm

Optional Fitness Accessories

- PowerTone™ Fitness Kit

Jacuzzi® PowerActive™ Swim Spa Collection

Balance is what you're looking for, and our Swim Spas give you the right mix of an amazing swim experience, plus an exceptional hydromassage.

POWER



ACTIVE

- PowerPro™ / PowerActive™ / PowerPlay™
- PowerPro™ / PowerActive™ / PowerPlay™ Exclusive
- IR + Red Light



Model

J-19 DT

Swim pump 1: 3 hp
Swim pump 2: 4 hp
Hot Tub pump 1 and 2: 3 hp

Seats

4

Lounge



Swim Area

287 cm

Dimensions*

561 x 234 x
134 H cm

Total Filled Wt.

8.274 kg

Electrical

230 VAC 50 Hz
Swim pump 1
Hot Tub pump 1 and 2
8,6 / 2,6 A
Swim pump 2
12,8 A

Dry Wt.

1.208 kg

Water Capacity

7.066 L

Jets + IR Lights



Model

J-19

Swim pump 1: 3 hp
Swim pump 2: 4 hp

Seats

4

Dimensions*

558 x 234 x
134 H cm

Swim Area

376 cm

Total Filled Wt.

10.400 kg

Electrical

230 VAC 50 Hz
1x32A, 3x16A

Water Capacity

9.050 L

Dry Wt.

1.370 kg

Jets + IR Lights



*All Swim Spa dimensions are shown in: L x W x H.



Model

J-16

Swim pump 1: 3 hp
Swim pump 2: 4 hp

Seats
4

Dimensions*
469 x 234 x
134 H cm

Electrical
230 VAC 50 Hz
1x32A, 3x16A

Swim Area
284 cm

Total Filled Wt.
8.800 kg

Water Capacity
7.650 L

Dry Wt.
1.160 kg

Jets + IR Lights



J-14

Swim pump 1: 3 hp
Swim pump 2: 4 hp

Seats
3 + 2

Dimensions*
437 x 234 x
134 H cm

Alimentazione
elettrica
230 VAC 50 Hz
Swim pump 1:
8,6 / 2,6 A
Swim pump 2:
12,8 A

Swim Area
327 cm

Total Filled Wt.
7.132 kg

Dry Wt.
966 kg

Water Capacity
6.166 L

Jets + IR Lights





J-19 DT PowerActive™

Smooth and Wide Current

Jacuzzi® PowerActive™ AX Swim Jets deliver a smooth current that's wider than your shoulders to provide ample space for swimming and exercise.

Convenient Control

Use the touch-screen control to customize your experience, from hydrotherapy and lighting to turning on the swim jets.



Acrylic Options




Porcelain



Platinum

ProFinish® Cabinetry



Brushed Gray



Smoked Ebony

Standard Features

- SmartTub® System
- Jacuzzi® PowerPro® AX Swim Jets
- SteadySwim® Buoyancy Jet
- Jacuzzi® Exclusive IR + Red Light Technology
- Jacuzzi® PowerPro® Massage Jets
- Jacuzzi® PowerPro® RX Jets
- Pro360™ Standing Therapy Wall (J-14)
- Cool Down Seats at entry
- Illuminated Waterfall
- Adjustable Headrests
- Soft Stride Mat
- Streamlined Push-Button Controls
- Underwater LED multicolor light
- Exterior Corner Lighting
- Status Indicator Light
- 4-Stage Filtration
- CLEARARRAY Active Oxygen® System
- Circulation pump
- Galvanized Steel Frame
- ProFinish® Cabinetry
- Bypass plumbing ready
- Electric heater 5,5 kW
- Tether Cord
- Stainless Steel Swim Bar 60 cm

Optional Fitness Accessories

- PowerTone™ Fitness Kit

Jacuzzi® PowerPlay™ Swim Spa Collection

Step away from screen time and into the Swim Spa where fun, play, and relaxation all come together.



POWER



PLAY



Model

J-13

Pump 1, 2, 3
3 hp

Seats

9

Dimensions*

377 x 234 x
127 H cm

Electrical

230 VAC 50 Hz
1x32A, 3x16A

Swim Area

244 cm

Total Filled Wt.

6.050 kg

Water Capacity

5.100 L

Dry Wt.

980 kg

Jets

FX
27

FX-LR
5

NX
4

*All Swim Spa dimensions are shown in: L x W x H.

Versatile Swim and Fitness Experience
Jacuzzi® PowerPlay™ CX Swim Jets generate a current that's just right for a casual swim or a satisfying exercise session.

Generous Hydrotherapy Seating
Choose either a comfortable bench or a relaxing hydromassage seat from one of the PowerPlay™ Swim Spa's nine seating options.



Acrylic Options




Porcelain



Platinum

ProFinish® Cabinetry



Brushed Gray



Smoked Ebony

Standard Features

- SmartTub® System
- Jacuzzi® PowerPlay® CX Swim Jets
- Jacuzzi® PowerPro® Massage Jets
- Sedute per acclimatazione
- Illuminated Waterfall
- Adjustable headrests
- Soft Stride Mat
- Streamlined Push-Button Controls
- Underwater LED multicolor light
- Exterior Corner Lighting
- Status Indicator Light
- 2-Stage Filtration
- CLEARARRAY Active Oxygen® System
- Circulation pump
- Galvanized Steel Frame
- ProFinish® Cabinetry
- Bypass plumbing ready
- Electric heater 5,5 kW
- Tether Cord
- Stainless Steel Swim Bar 60 cm

Optional Fitness Accessories

- PowerTone™ Fitness Kit

This is what you've been waiting for

We've worked hard to make choosing your new Hot Tub easy, by offering a line of Hot Tubs for every backyard style and budget. No matter what collection you decide on, our focus on quality and design will ensure you enjoy your Hot Tub for years to come.

	J5™ Collection	J4™ Collection	J-400™ Collection	J-300™ Collection	J-200™ Collection
Models	2	2	1	5	4
True water®	<input checked="" type="checkbox"/>	<input checked="" type="checkbox"/>	<input checked="" type="checkbox"/>		
Jacuzzi® PowerPro Massage Jets	<input checked="" type="checkbox"/>	<input checked="" type="checkbox"/>	<input checked="" type="checkbox"/>	<input checked="" type="checkbox"/>	
IR + Red Light Technology	<input checked="" type="checkbox"/>	<input checked="" type="checkbox"/>	<input checked="" type="checkbox"/>	<input type="checkbox"/>	
Seat Air Control	<input checked="" type="checkbox"/>	<input checked="" type="checkbox"/>	<input checked="" type="checkbox"/>	<input checked="" type="checkbox"/>	<input checked="" type="checkbox"/>
Double Lounge		J404L™		J-332™	
Headrests	<input checked="" type="checkbox"/>	<input checked="" type="checkbox"/>	<input checked="" type="checkbox"/>	<input checked="" type="checkbox"/>	<input checked="" type="checkbox"/>
Illuminated Waterfall	<input checked="" type="checkbox"/>	<input checked="" type="checkbox"/>	<input checked="" type="checkbox"/>	<input checked="" type="checkbox"/>	<input checked="" type="checkbox"/>
ProTouch™ Control	<input checked="" type="checkbox"/>	<input checked="" type="checkbox"/>	<input checked="" type="checkbox"/>		
LCD Control Panel					
Touch Control				<input checked="" type="checkbox"/>	
LED Control Panel					<input checked="" type="checkbox"/>
Drink Holders	<input checked="" type="checkbox"/>	<input checked="" type="checkbox"/>	<input checked="" type="checkbox"/>	<input checked="" type="checkbox"/>	<input checked="" type="checkbox"/>
Interior Lighting	<input checked="" type="checkbox"/>	<input checked="" type="checkbox"/>	<input checked="" type="checkbox"/>	<input checked="" type="checkbox"/>	<input checked="" type="checkbox"/>
Exterior Lighting	<input checked="" type="checkbox"/>	<input checked="" type="checkbox"/>	<input checked="" type="checkbox"/>	<input checked="" type="checkbox"/>	<input checked="" type="checkbox"/>
CLEARARRAY Active Oxygen® System	<input checked="" type="checkbox"/>	<input checked="" type="checkbox"/>	<input checked="" type="checkbox"/>	<input checked="" type="checkbox"/>	
CLEARARRAY® On-demand button	<input checked="" type="checkbox"/>	<input checked="" type="checkbox"/>	<input checked="" type="checkbox"/>	<input checked="" type="checkbox"/>	
5-Stage ProClarity™ Filtration System	<input checked="" type="checkbox"/>	<input checked="" type="checkbox"/>	<input checked="" type="checkbox"/>		
ProStream™ Filtration Pump	<input checked="" type="checkbox"/>	<input checked="" type="checkbox"/>	<input checked="" type="checkbox"/>	<input checked="" type="checkbox"/>	
Sand Filter					
ProClear™ Filter	<input checked="" type="checkbox"/>	<input checked="" type="checkbox"/>	<input checked="" type="checkbox"/>	<input checked="" type="checkbox"/>	
Quick drain System	<input checked="" type="checkbox"/>	<input checked="" type="checkbox"/>	<input checked="" type="checkbox"/>	<input checked="" type="checkbox"/>	
Overflow Rim + Compensation Tank					
Automatic water fill-up					
Heat Exchanger					
ProPolymer™ Foundation	<input checked="" type="checkbox"/>	<input checked="" type="checkbox"/>	<input checked="" type="checkbox"/>	<input checked="" type="checkbox"/>	<input checked="" type="checkbox"/>
SmartSeal™ / Perimetral Insulation	<input checked="" type="checkbox"/>	<input checked="" type="checkbox"/>	<input checked="" type="checkbox"/>	<input checked="" type="checkbox"/>	<input checked="" type="checkbox"/>
Tool-Free Cabinetry	<input checked="" type="checkbox"/>	<input checked="" type="checkbox"/>	<input checked="" type="checkbox"/>	<input checked="" type="checkbox"/>	<input checked="" type="checkbox"/>
ProLast™ Cover	<input checked="" type="checkbox"/>	<input checked="" type="checkbox"/>	<input checked="" type="checkbox"/>	<input checked="" type="checkbox"/>	<input checked="" type="checkbox"/>
ProVinyl Cover					
SmartTub® System	<input checked="" type="checkbox"/>	<input checked="" type="checkbox"/>	<input checked="" type="checkbox"/>	<input checked="" type="checkbox"/>	<input checked="" type="checkbox"/>
SmartTub® Wireless Sensor Kit	<input type="checkbox"/>	<input type="checkbox"/>	<input type="checkbox"/>	<input type="checkbox"/>	<input checked="" type="checkbox"/>
BLUEWAVE® Stereo System			<input type="checkbox"/>	<input type="checkbox"/>	

Standard

Compatible

Optional

	J-200™ Classic Collection	Design Collection	Lodge+ Collection	Professional Collection
Models	1	8	3	5
True water®				
Jacuzzi® PowerPro Massage Jets		Standard	Standard	Standard
IR + Red Light Technology				
Seat Air Control	Standard			
Double Lounge		Santorini City™ Spa		
Headrests	Standard	Standard		
Illuminated Waterfall	Standard	Omnia		
ProTouch™ Control				
LCD Control Panel		Standard	Standard	
Touch Control				
LED Control Panel	Standard	Omnia		
Drink Holders	Standard	Omnia		
Interior Lighting	Standard	Standard	Standard	Standard
Exterior Lighting				
CLEARRAY Active Oxygen® System	Standard	Omnia, Virtus		
CLEARRAY® On-demand button				
5-Stage ProClarity™ Filtration System				
ProStream™ Filtration Pump		Omnia	Standard	
Sand Filter		Compatible	Compatible	Compatible
ProClear™ Filter				
Quick drain System		Standard	Standard	Standard
Overflow Rim + Compensation Tank		Standard		Standard
Automatic water fill-up		Standard		Standard
Heat Exchanger		Compatible		Compatible
ProPolymer™ Foundation	Standard	Standard	Standard	
SmartSeal™ / Perimetral Insulation	Standard	Standard	Standard	
Tool-Free Cabinetry		Omnia, Virtus		
ProLast™ Cover	Standard			
ProVinyl Cover		Standard	Standard	Standard
SmartTub® System				
SmartTub® Wireless Sensor Kit				
BLUEWAVE® Stereo System				

This is what you've been waiting for

We've worked hard to make choosing your new Jacuzzi® Swim Spa easy, by offering a collection for every backyard and budget. No matter which one you choose, our focus on quality and design will ensure you enjoy your Swim Spa for years to come.

	Jacuzzi® PowerPro™ Collection	Jacuzzi® PowerPro™ Collection	Jacuzzi® PowerPro™ Collection
Models	J-19DT	J-19 / J-16	J-14
Jacuzzi® PowerPro® Swim Jets	PX	PX	PX
Jacuzzi® PowerPro® RX Hydromassage Jets	<input checked="" type="checkbox"/>	<input checked="" type="checkbox"/>	<input checked="" type="checkbox"/>
IR + Red Light technology	<input checked="" type="checkbox"/>	<input checked="" type="checkbox"/>	<input checked="" type="checkbox"/>
SteadySwim® Buoyancy Jet	<input checked="" type="checkbox"/>	<input checked="" type="checkbox"/>	<input checked="" type="checkbox"/>
Swim Selector Current Control	<input checked="" type="checkbox"/>	<input checked="" type="checkbox"/>	<input checked="" type="checkbox"/>
Pro360™ Standing Therapy Wall			<input checked="" type="checkbox"/>
Cool Down Seats at Entry	<input checked="" type="checkbox"/>	<input checked="" type="checkbox"/>	<input checked="" type="checkbox"/>
Illuminated Waterfall	<input checked="" type="checkbox"/>	<input checked="" type="checkbox"/>	<input checked="" type="checkbox"/>
Adjustable Headrests	<input checked="" type="checkbox"/>	<input checked="" type="checkbox"/>	<input checked="" type="checkbox"/>
Touch Screen Controls	<input checked="" type="checkbox"/>	<input checked="" type="checkbox"/>	<input checked="" type="checkbox"/>
Soft Stride Mat	<input checked="" type="checkbox"/>	<input checked="" type="checkbox"/>	<input checked="" type="checkbox"/>
CLEARRAY Active Oxygen® System	<input checked="" type="checkbox"/>	<input checked="" type="checkbox"/>	<input checked="" type="checkbox"/>
Filtration System	4 stages	4 stages	4 stages
Circulation Pump	<input checked="" type="checkbox"/>	<input checked="" type="checkbox"/>	<input checked="" type="checkbox"/>
Galvanized Steel Frame	<input checked="" type="checkbox"/>	<input checked="" type="checkbox"/>	<input checked="" type="checkbox"/>
ProFinish® Insulated Cabinetry	<input checked="" type="checkbox"/>	<input checked="" type="checkbox"/>	<input checked="" type="checkbox"/>
Interior and Exterior Lighting	<input checked="" type="checkbox"/>	<input checked="" type="checkbox"/>	<input checked="" type="checkbox"/>
Illuminated Grab Bars	<input checked="" type="checkbox"/>		<input checked="" type="checkbox"/>
Stainless Steel Swim Bar 60 cm	<input checked="" type="checkbox"/>	<input checked="" type="checkbox"/>	<input checked="" type="checkbox"/>
Fully Insulated	<input checked="" type="checkbox"/>	<input checked="" type="checkbox"/>	<input checked="" type="checkbox"/>
Heat Pump Ready	<input checked="" type="checkbox"/>	<input checked="" type="checkbox"/>	<input checked="" type="checkbox"/>
Additional Heater	<input checked="" type="checkbox"/>	<input checked="" type="checkbox"/>	<input checked="" type="checkbox"/>
SmartTub® System	<input checked="" type="checkbox"/>	<input checked="" type="checkbox"/>	<input checked="" type="checkbox"/>

Standard

Optional

	Jacuzzi® PowerActive™ Collection	Jacuzzi® PowerActive™ Collection	Jacuzzi® PowerActive™ Collection	Jacuzzi® PowerPlay™ Collection
Models	J-19DT	J-19 / J-16	J-14	J-13
Jacuzzi® PowerPro® Swim Jets	AX	AX	AX	CX
Jacuzzi® PowerPro® RX Hydromassage Jets	<input type="checkbox"/>	<input type="checkbox"/>	<input type="checkbox"/>	
IR + Red Light technology	<input type="checkbox"/>	<input type="checkbox"/>	<input type="checkbox"/>	
SteadySwim® Buoyancy Jet	<input type="checkbox"/>	<input type="checkbox"/>	<input type="checkbox"/>	
Swim Selector Current Control				
Pro360™ Standing Therapy Wall			<input type="checkbox"/>	
Cool Down Seats at Entry	<input type="checkbox"/>	<input type="checkbox"/>	<input type="checkbox"/>	<input type="checkbox"/>
Illuminated Waterfall	<input type="checkbox"/>	<input type="checkbox"/>	<input type="checkbox"/>	<input type="checkbox"/>
Adjustable Headrests	<input type="checkbox"/>	<input type="checkbox"/>	<input type="checkbox"/>	
Touch Screen Controls	<input type="checkbox"/>	<input type="checkbox"/>	<input type="checkbox"/>	<input type="checkbox"/>
Soft Stride Mat	<input type="checkbox"/>	<input type="checkbox"/>	<input type="checkbox"/>	<input type="checkbox"/>
CLEARARRAY Active Oxygen® System	<input type="checkbox"/>	<input type="checkbox"/>	<input type="checkbox"/>	<input type="checkbox"/>
Filtration System	4 stages	4 stages	4 stages	2 stages
Circulation Pump	<input type="checkbox"/>	<input type="checkbox"/>	<input type="checkbox"/>	<input type="checkbox"/>
Galvanized Steel Frame	<input type="checkbox"/>	<input type="checkbox"/>	<input type="checkbox"/>	<input type="checkbox"/>
ProFinish® Insulated Cabinetry	<input type="checkbox"/>	<input type="checkbox"/>	<input type="checkbox"/>	<input type="checkbox"/>
Interior and Exterior Lighting	<input type="checkbox"/>	<input type="checkbox"/>	<input type="checkbox"/>	<input type="checkbox"/>
Illuminated Grab Bars	<input type="checkbox"/>		<input type="checkbox"/>	
Stainless Steel Swim Bar 60 cm	<input type="checkbox"/>	<input type="checkbox"/>	<input type="checkbox"/>	<input type="checkbox"/>
Fully Insulated	<input type="checkbox"/>	<input type="checkbox"/>	<input type="checkbox"/>	<input type="checkbox"/>
Heat Pump Ready	<input type="checkbox"/>	<input type="checkbox"/>	<input type="checkbox"/>	<input type="checkbox"/>
Additional Heater	<input type="checkbox"/>	<input type="checkbox"/>	<input type="checkbox"/>	
SmartTub® System	<input type="checkbox"/>	<input type="checkbox"/>	<input type="checkbox"/>	<input type="checkbox"/>





75
YEARS

OF HYDROTHERAPY

From the first whirlpool bath to today's most advanced spas, Jacuzzi® has led the way in at-home hydrotherapy since the day we invented it.

Jacuzzi®

JACUZZI EUROPE S.p.A.

Direzione e Coordinamento
Jacuzzi Brands, LLC. (USA)

S.S. Pontebbana km 97,200
33098 Valvasone Arzene (PN) Italia

Via dell'Unione, 1
20123 Milano (Italia)

Tel. +39 0434 859111
Fax +39 0434 85278

info@jacuzzi.eu
www.jacuzzi.com

